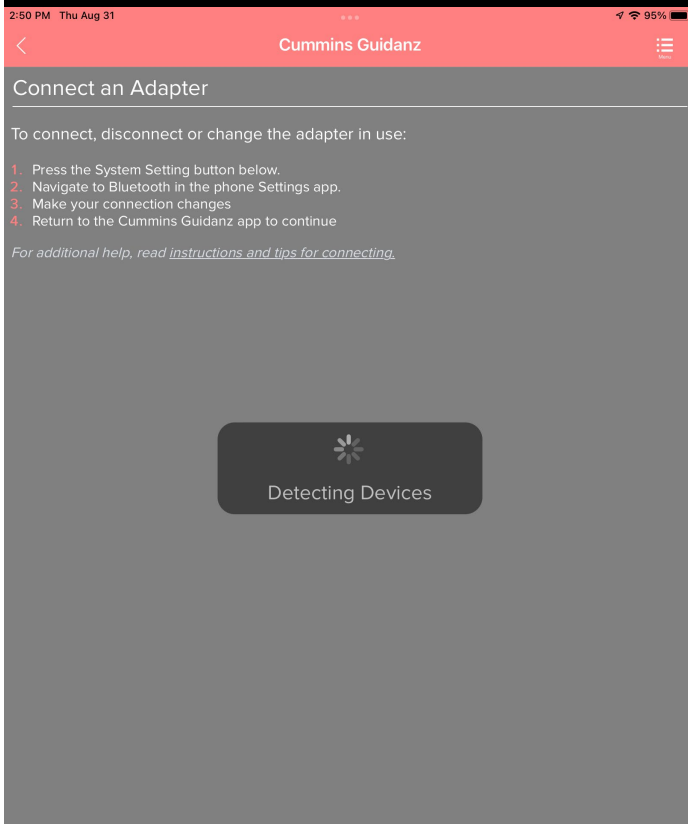
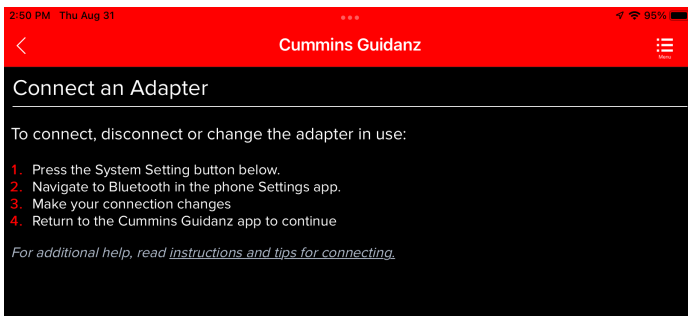
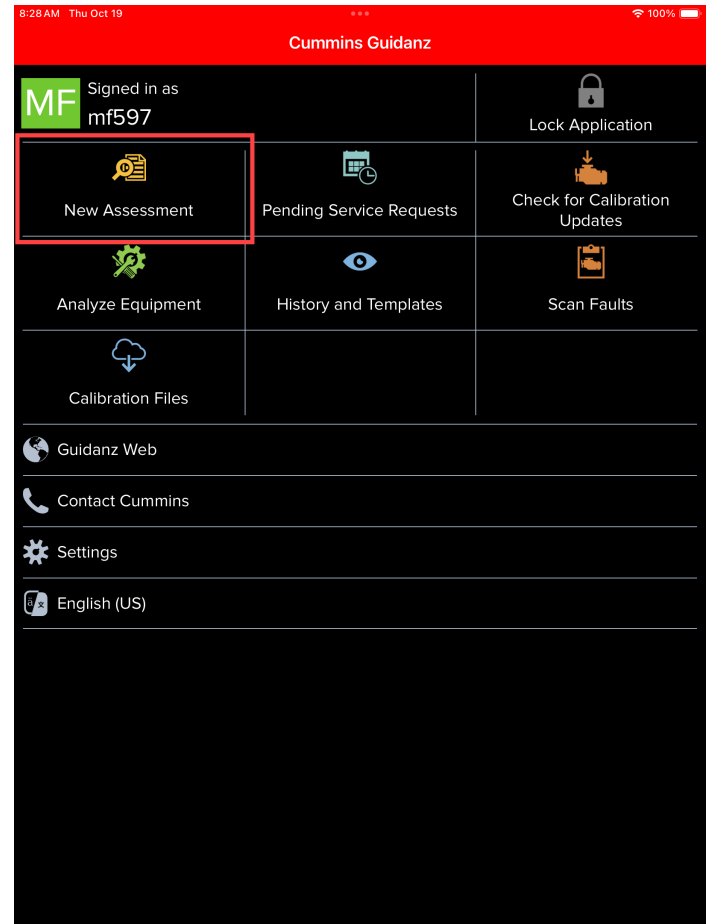


Mobile Based – Immediate Assessment

- After logging into Guidanz Mobile, on the menu screen, click "New Assessment".



- Guidanz Mobile will automatically connect to the selected device.
- Inline 7 and Inline Mini are the 2 devices that can be used with Guidanz Mobile. These devices can connect via Bluetooth.

Mobile Based – Immediate Assessment

- Verify that the information is correct. It can be edited or entered. Complaint is optional.

8:30 AM Thu Oct 19

Cummins Guidanz

Equipment Information

To give you accurate diagnostics data, first we need some information.

Engine Serial Number
79838572

All Cummins ESNs are 8 digits long

Customer Name

Customer Unit Number
22554

Odometer/Engine hours

Complaint or Other Notes

Optional

Event Number WO-20231019-082922

Continue

8:31 AM Thu Oct 19

Cummins Guidanz

Pick the Equipment Manufacturer

- INTERNATIONAL
- JUNTAN
- KALMAR INDUSTR
- KAMAZ
- KENWORTH** *From ECM ✓*
- KENWORTH MEX
- KME KOVATCH
- LINK BELT

8:43 AM Thu Oct 19

Cummins Guidanz

Pick the Equipment Model

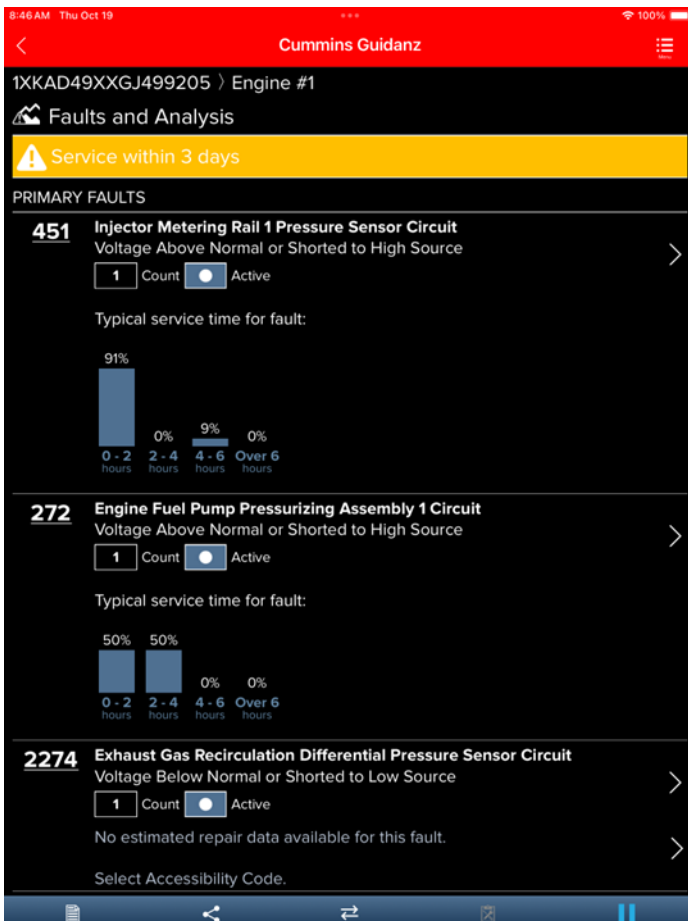
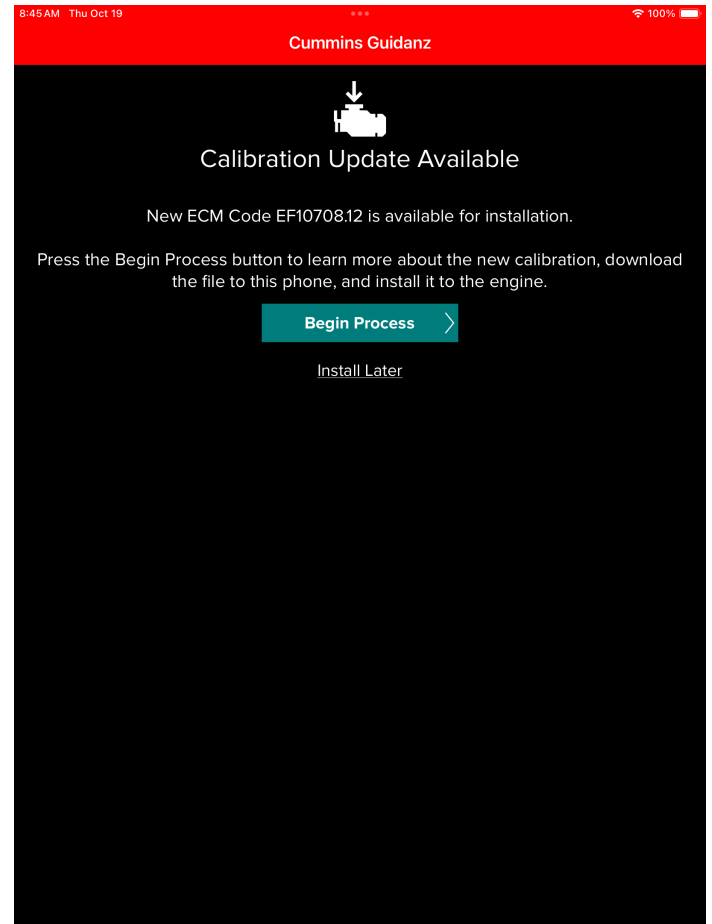
Kenworth Model

- C500
- C500 CONST
- K100
- T2000
- T600
- T600 SERIES
- T660** *From engine ECM ✓*
- T680
- T700
- T800
- T800B
- T880
- W900
- W900 SERIES
- W900SH

- Equipment Manufacturer and Equipment Model will need to be selected from the list provided.
 - Suggestions from the ECM will have a check mark beside them.

Mobile Based – Immediate Assessment

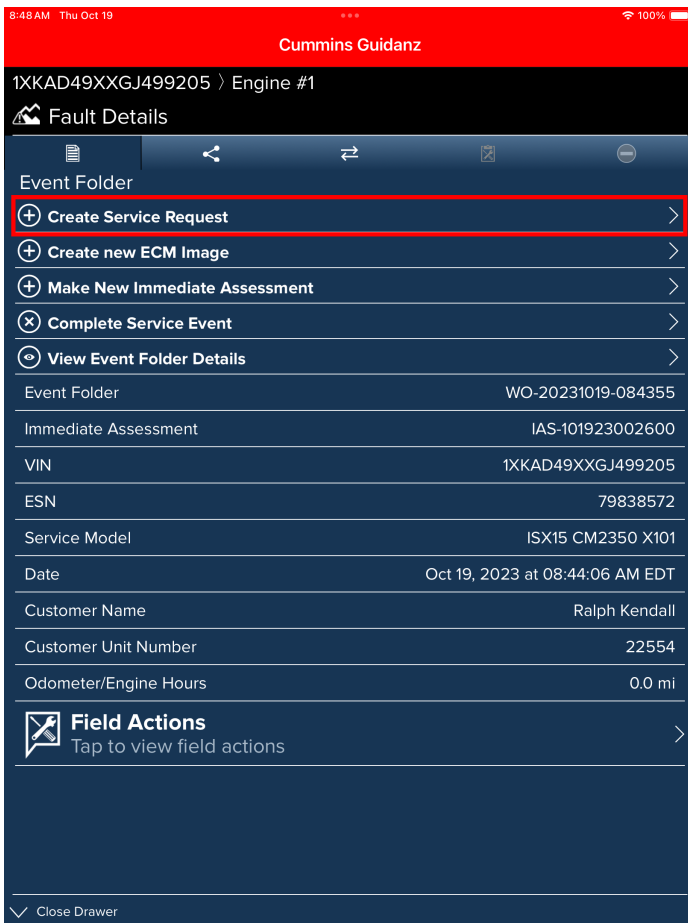
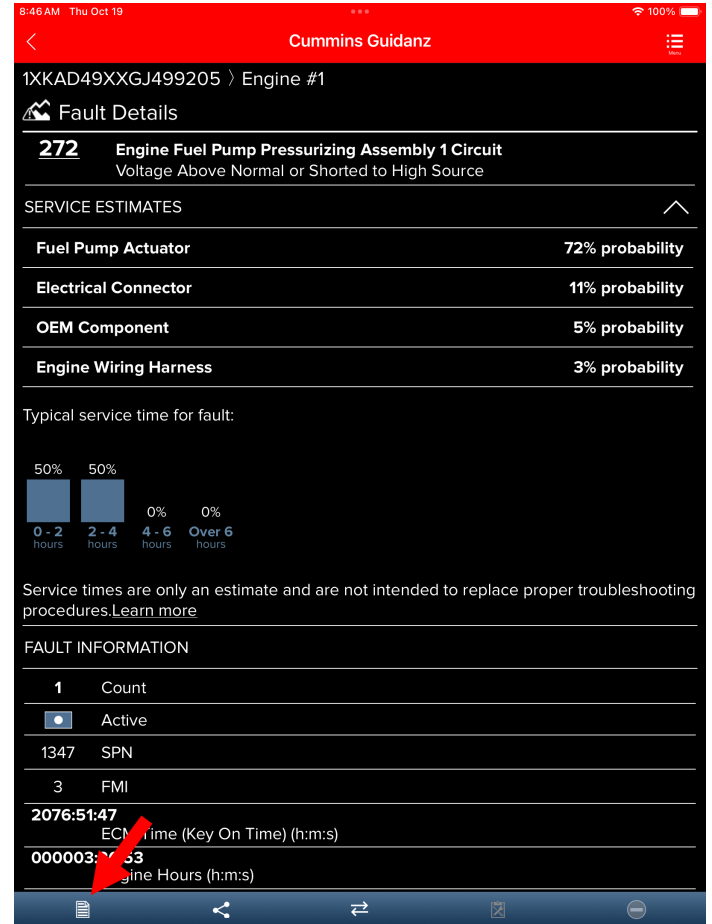
- If any Calibration updates are available for the ECM, a screen will appear with the information.



- A message may appear indicating when service is needed.
- Each Fault Code will be listed with estimates on service times.
- Clicking the Fault Code will open the Overview for more information.
- Clicking the arrow will open information about potential parts for the repair.

Mobile Based – Immediate Assessment

- If available, a list of parts with the probability of needing replacement will appear.
- Open the Job Drawer to get more options.



- To send the information to Guidanz[®], click the Create Service Request option.